

BIOS

Our life's work
Is to find out how
life works

DEPARTMENT OF VETERINARY BIOSCIENCES

January 2021

Contents:

A Note from the Chair

Faculty Hire

Grants

Awards & Contributions

Graduate Students

In the News

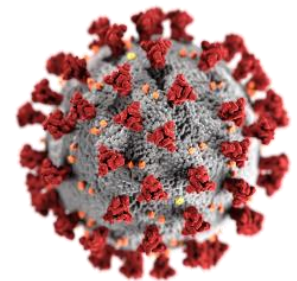
Publications

A Note from the Interim Department Chair, Dr. Prosper Boyaka



Dear Alumni and Friends of the Department of Veterinary Biosciences,

Last year will go down in history as one that shook the world like never before in our lifetime. We will remember the early days of the pandemic when the future was unclear and our days were filled with uncertainty. We will also remember the months spent riding an emotional rollercoaster, which continues in 2021 despite the amazing scientific and medical achievements that let us know there is light at the end of the tunnel. Like the rest of the world, VBS faculty, staff, and trainees were greatly affected by the pandemic. I would like to take this opportunity to celebrate the resilience, hard work, and creativity of our faculty. In the face of adversity, they found innovative ways to continue the teaching, research, and service missions of our department. I hope we will remember how they promptly reorganized their class materials using new and unfamiliar delivery methods. I also hope we will remember how our faculty continued to provide clinical services during the height of uncertainty and lockdown. Finally, I hope we will remember our researchers pivoting their focus to SARS-CoV-2 and COVID-19, and making important contributions in an effort toward the development of diagnostics, therapeutics, vaccines, and improved surveillance. Thus, the past year will go down in history as one that tested the entire department and revealed its many strengths. I hope that you will enjoy reading about our department's activities and achievements in this newsletter. We are confident that with your continued support, brighter days are in front of us.





Dr. Megan Schreeg to Join VBS

We are pleased to announce that **Dr. Megan Schreeg** will be joining the VBS faculty as assistant professor, clinical track, beginning February 2021. Megan is an Anatomic Pathology Resident at North Carolina State University in Raleigh, where she completed her DVM and PhD. Her latest research work has been to perform prospective characterization of major duodenal papilla of cats and investigate into correlation between major duodenal papillitis and “triaditis”.

Grants

Drs. Green (PI), Panfil, Niewiesk, and La Perle have been awarded an \$11 million NCI PPG grant on retrovirus models of cancer.

Drs. Liu and Boyaka are part of an \$11 million NIH U54 grant, Center for Serological Testing to Improve Outcomes from Pandemic COVID-19 (STOP-COVID), with Dr. Gene Oltz (PI).

Dr. Cormet-Boyaka and Dr. Amal Amer were awarded a NIH/NHLBI R01 supplement grant on EVALI, which focuses on eVaping and its effects.

Dr. Cormet-Boyaka, in conjunction with Dr. Amal Amer, has been awarded a \$460,500 COVID-19 R01-Supplement (NIH/NIAID). Title: *Unraveling the role of the CFTR ion channel in susceptibility to SARS-CoV-2 infection and inflammation.*

Dr. Nongnuch Inpanbutr has received an R&I grant from the Michael V. Drake Institute for Teaching and Learning. The project is titled, *Effects of using anatomy multimedia dissection videos to enhance students' learning and experience.*



Awards and Contributions

Dr. Shan-Lu Liu has been named to the 2020 class of Fellows of the American Association for the Advancement of Science (AAAS), for distinguished contributions to our understanding of virus-host interaction and viral pathogenesis, as well as impact on scientific communication, diversity and international collaboration.

The AAAS Fellowship is one of the most prestigious honors a U.S. scientist can receive. Fellows are elected by their academic peers.



Awards and Contributions (contd.)


Dr. Nongnuch Inpanbutr was an invited speaker at the World Association of Veterinary Anatomists (WAVA) on August 29. The presentation was titled, Making the Move to 100% Online: Teaching Veterinary Anatomy at The Ohio State University During the COVID-19 Pandemic.

Dr. Josh Lorbach was nominated by the pathology faculty for the CL Davis Scholarship.

Dr. Krista La Perle participated in a special emphasis review panel: NIH/NIA, Development and Maintenance of an Aged Rodent Tissue Bank


Dr. Shan-Lu Liu participated in the NIH special emphasis panel (COVID) study section.

In the News



A team lead by **Dr. Jianrong Li** developed a SARS-CoV-2 vaccine candidate using live attenuated measles. The technology has been licensed to Biological E. Limited (BE) for evaluation and further development, including the commercialization of the vaccine candidate(s). Members of the group include **Dr. Stefan Niewiesk**. The full article can be accessed [here](#).

Dr. Shan-Lu Liu's Lab developed a new lab testing procedure for the detection of antibodies against SARS-CoV-2 that gives results more quickly than existing assays and specifically identifies so-called "neutralizing" antibodies – those that protect by blocking infection of cells. The full article can be accessed [here](#).



Dr. Yasuko Rikihisa's work in tick-borne disease was selected for a Tick-Borne Disease Research Program (TBDRP) research highlight with the Department of Defense, Congressionally Directed Medical Research Programs. You can read more [here](#).

Drs. Shan-Lu Liu and Amanda Panfil participated in the This Week in Virology (TWiV) podcast on March 6, 2020, which was released on August 4. A link to view the podcast is [here](#).



Our Graduate Students

PhD candidacy exams: Shihyoung Kim, Marisa Joldrichsen, Mackenzie Long, and Anna Smith successfully passed their candidacy exams.

PhD dissertation defense: The following PhD candidates successfully defended their dissertations:

- ❖ Qi Yan (advisor: Yasuko Rikihisa)
- ❖ Jack Wellmerling (advisor: Estelle Cormet-Boyaka)
- ❖ Anzhong Li (advisor: Jianrong Li)
- ❖ Tiffany Jenkins (advisor: Mark Peeples)
- ❖ Justin Breitbach (advisor: Joelle Fenger)
- ❖ Margaret Martinez (advisor: Stefan Niewiesk)
- ❖ Michael Martinez (advisor: Pat Green)

Others:

Michael Martinez, DVM, PhD, Autumn 2020 graduate from the CVM Anatomic Pathology Residency/PhD Program is the recipient of the 2020 Retrovirology Young Scientist Award for his publication entitled "HTLV-1 CTCF-Binding Site is Dispensable for *In Vitro* Immortalization and Persistent Infection *In Vivo*".

Ching Yang, DVM (2017) and fourth year anatomic pathology resident and PhD student, received the 2020 Outstanding Graduate Student in Basic Research for the Abigail Wexner Research Institute at Nationwide Children's Hospital.

Rachel Woodfint (DVM and PhD candidate) was accepted into the Rainier Scholar Program-Pathways in Careers in Industry for Veterinarians.

Publications

Faculty in the department have published numerous journal articles as authors and co-authors. For a detailed list, please click [here](#).

